

# CERTIFICATE OF COMPLIANCE

**Certificate Number** EX3956  
**Report Reference** EX3956-20080422  
**Issue Date** 2022-JULY-13

**Issued to:** ERICO INTERNATIONAL CORPORATION  
34600 SOLON RD  
SOLON OH 44139-2631

**This certificate confirms that  
representative samples of**

SWAY-BRACE DEVICES, RIGID TYPE FOR SPRINKLER  
SYSTEMS  
SEE ADDENDUM PAGE

Have been investigated by UL in accordance with the  
Standard(s) indicated on this Certificate.

**Standard(s) for Safety:**

UL Subject 203A, Outline of Investigation for Sway Brace  
Devices for Sprinkler System Piping.  
ULC/ORD-C203A, Sway Brace Devices for Sprinkler  
System Piping.


**Additional Information:**

See the UL Online Certifications Directory at  
<https://iq.ulprospector.com> for additional information.

This *Certificate of Compliance* does not provide authorization to apply the UL Mark. Only the UL Follow-Up  
Services Procedure provides authorization to apply the UL Mark.

Only those products bearing the UL Mark should be considered as being UL Certified and covered under UL's  
Follow-Up Services.

Look for the UL Certification Mark on the product.



Bruce Mahrenholz, Director North American Certification Program

UL LLC

Any information and documentation involving UL Mark services are provided on behalf of UL LLC (UL) or any authorized licensee of UL. For questions, please  
contact a local UL Customer Service Representative at <http://ul.com/aboutul/locations/>



# CERTIFICATE OF COMPLIANCE

**Certificate Number** EX3956  
**Report Reference** EX3956-20080422  
**Issue Date** 2022-JULY-13

This is to certify that representative samples of the product as specified on this certificate were tested according to the current UL requirements.

USL, CNL - Sway Brace Devices for Sprinkler System Piping

Structure Attachment Fittings and Adapters

Structural Adapter Model <sup>+</sup>	Structure Attachment Model <sup>+</sup>	Bracing Member Type	Bracing Member Size, in.	Bracing Direction	Load Rating lbf.	Description/Comments
CSBMA050050 (XX)	CSBUNIV050 (XX)	Schedule 40	1, 1-1/4, 1-1/2, 2	X, Y, Z <sup>1</sup> , Z <sup>2</sup>	680	Finish: PL, EG, HD
CSBMA050075 (XX)	CSBUNIV050 (XX)	Schedule 40	1, 1-1/4, 1-1/2, 2	X, Y, Z <sup>1</sup> , Z <sup>2</sup>	680	Finish: PL, EG, HD
CSBMA050050 (XX)	CSBU1	Schedule 40	1, 1-1/4, 1-1/2, 2	X, Y, Z <sup>1</sup> , Z <sup>2</sup>	680	Finish: PL, EG, HD
CSBMA050075 (XX)	CSBU1	Schedule 40	1, 1-1/4, 1-1/2, 2	X, Y, Z <sup>1</sup> , Z <sup>2</sup>	680	Finish: PL, EG, HD

<sup>+</sup>XX indicates the coating finish designation

EG = Electrogalvanized

HD = Hot-Dipped

PL = Plain

As shown in the table above, Structure Adapter Models CSBMA050050(XX) and CSBMA050075(XX) are intended for use with the Listed CSBUNIV050 or CSBU1 structure attachment fitting.

## Sway Brace Fittings

Model <sup>+</sup>	Bracing Member Type	Bracing Member Size, in.	Sprinkler Pipe Type	Sprinkler Pipe Size, NPS	Bracing Direction	Load Rating, lbf	Description/Comments
CSBEZU0200 (XX)	KSD 3562	25A, 32A, 3562, KSD 3507	KSD 3562; KSD 3507	50A	Lateral	1200	Finish: PL, EG, HD

*B. Mahlen*

Bruce Mahlenholz, Director North American Certification Program

UL LLC

Any information and documentation involving UL Mark services are provided on behalf of UL LLC (UL) or any authorized licensee of UL. For questions, please contact a local UL Customer Service Representative at <http://ul.com/aboutul/locations/>



# CERTIFICATE OF COMPLIANCE

Certificate Number EX3956  
Report Reference EX3956-20080422  
Issue Date 2022-JULY-13

CSBEZU0250 (XX) CSBEZU0300 (XX)	KSD 3562	25A, 32A,	KSD 3562; KSD 3507	65A 80A	Lateral	1600	Finish: PL, EG, HD
CSBEZU0400 (XX) CSBEZU0500 (XX) CSBEZU0600 (XX)	KSD 3562	25A, 32A,	KSD 3562; KSD 3507	100A 125A 150A	Lateral	2000	Finish: PL, EG, HD
CSBEZU0250 (XX) CSBEZU0300 (XX)	KSD 3562	25A, 32A,	KSD 3562; KSD 3507	65A 80A	Longitudinal	680	Finish: PL, EG, HD
CSBEZU0400 (XX)	KSD 3562	25A, 32A,	KSD 3562; KSD 3507	100A	Longitudinal	1000	Finish: PL, EG, HD
CSBEZU0500 (XX) CSBEZU0600 (XX)	KSD 3562	25A, 32A,	KSD 3562; KSD 3507	125A 150A	Longitudinal	1090	Finish: PL, EG, HD
CSBSTU0200 (XX)	Schedule 40 Pipe	1, 1- 1/4, 1- 1/2, 2	Schedule 10, Schedule 40	2	Lateral	1200	Finish: PL, EG, HD
CSBSTU0300 (XX)	Schedule 40 Pipe	1, 1- 1/4, 1- 1/2, 2	Schedule 10, Schedule 40	3	Lateral	1600	Finish: PL, EG, HD

*B. Mahlen*

Bruce Mahlenholz, Director North American Certification Program

UL LLC

Any information and documentation involving UL Mark services are provided on behalf of UL LLC (UL) or any authorized licensee of UL. For questions, please contact a local UL Customer Service Representative at <http://ul.com/aboutul/locations/>





# CERTIFICATE OF COMPLIANCE

Certificate Number EX3956  
Report Reference EX3956-20080422  
Issue Date 2022-JULY-13

Model*	Bracing Member Type	Bracing Member Size, in.	Sprinkler Pipe Type	Sprinkler Pipe Size, NPS	Bracing Direction	Load Rating, lbf	Description/Comments
CSBSTU0250 (XX) CSBSTU0400 (XX) CSBSTU0500 (XX) CSBSTU0800 (XX) CSBSTU1000 (XX)	Schedule 40 Pipe	1, 1-1/4, 1-1/2	Schedule 10, Schedule 40	2-1/2, 4, 5, 8, 10	Lateral	2000	Finish: PL, EG, HD
CSBSTU0600 (XX)	Schedule 40 Pipe	1, 1-1/4, 1-1/2	Schedule 10, Schedule 40	6	Lateral	1100	Finish: PL, EG, HD
CSBSTU0800 (XX) CSBSTU1000 (XX)	KSD 3562	25A, 32A	KSD 3562, KSD 3507	200A, 250A	Lateral	2000	Finish: PL, EG, HD
CSBSTU0250 (XX) CSBSTU0400 (XX) CSBSTU0500 (XX)	Schedule 40 Pipe	1, 1-1/4, 1-1/2	Schedule 10, Schedule 40	2-1/2, 4, 5	Longitudinal	1300	Finish: PL, EG, HD
CSBSTU0800 (XX)	Schedule 40 Pipe	1, 1-1/4, 1-1/2	Schedule 10, Schedule 40	8	Longitudinal	1370	Finish: PL, EG, HD
CSBSTU0200 (XX) CSBSTU0300 (XX)	Schedule 40 Pipe	1, 1-1/4, 1-1/2	Schedule 10, Schedule 40	2, 3	Longitudinal	700	Finish: PL, EG, HD
CSBSTU0600 (XX)	Schedule 40 Pipe	1, 1-1/4, 1-1/2	Schedule 10, Schedule 40	6	Longitudinal	1100	Finish: PL, EG, HD
CSBSTU1000 (XX)	Schedule 40 Pipe	1, 1-1/4, 1-1/2	Schedule 10, Schedule 40	10	Longitudinal	1885	Finish: PL, EG, HD

*B. Mahrenholz*

Bruce Mahrenholz, Director North American Certification Program

UL LLC

Any information and documentation involving UL Mark services are provided on behalf of UL LLC (UL) or any authorized licensee of UL. For questions, please contact a local UL Customer Service Representative at <http://ul.com/aboutul/locations/>



# CERTIFICATE OF COMPLIANCE

**Certificate Number** EX3956  
**Report Reference** EX3956-20080422  
**Issue Date** 2022-JULY-13

CSBSTU0800 (XX)	KSD 3562	25A, 32A, 40A, 50A	KSD 3562; KSD 3507	200A	Longitudinal	1370	Finish: PL, EG, HD
CSBSTU1000 (XX)	KSD 3562	25A, 32A, 40A, 50A	KSD 3562; KSD 3507	250A	Longitudinal	1885	Finish: PL, EG, HD
CSBQG0250 (XX) CSBQG0400 (XX)	Schedule 40 Pipe	1, 1-1/4	Schedule 10, Schedule 40	2-1/2 4	Lateral	1500	Finish: PL, EG, HD
CSBQG0300 (XX)	Schedule 40 Pipe	1, 1-1/4	Schedule 10, Schedule 40	3	Lateral	1300	Finish: PL, EG, HD
CSBQG0600 (XX) CSBQG0800 (XX)	Schedule 40 Pipe	1, 1-1/4	Schedule 10, Schedule 40	6 8	Lateral	1400	Finish: PL, EG, HD

Model*	Bracing Member Type	Bracing Member Size, in.	Sprinkler Pipe Type	Sprinkler Pipe Size, NPS	Bracing Direction	Load Rating, lbf	Description/Comments
CSBQG0250 (XX) CSBQG0400 (XX)	Schedule 40 Pipe	1, 1-1/4	Bull Moose Eddy Flow	2-1/2 4	Lateral	1500	Finish: PL, EG, HD
CSBQG0300 (XX)	Schedule 40 Pipe	1, 1-1/4	Bull Moose Eddy Flow	3	Lateral	1300	Finish: PL, EG, HD
CSBQG0250 (XX) CSBQG0400 (XX)	Schedule 40 Pipe	1, 1-1/4	Wheatland Mega Flow	2-1/2 4	Lateral	1500	Finish: PL, EG, HD
CSBQG0300 (XX)	Schedule 40 Pipe	1, 1-1/4	Wheatland Mega Flow	3	Lateral	1300	Finish: PL, EG, HD
CSBQG0600 (XX)	Schedule 40 Pipe	1, 1-1/4	Wheatland Mega Flow	6	Lateral	1400	Finish: PL, EG, HD
CSBQG0250 (XX) CSBQG0400 (XX)	Schedule 40 Pipe	1, 1-1/4	Youngstown Tube Fire Flow	2-1/2 4	Lateral	1500	Finish: PL, EG, HD
CSBQG0300 (XX)	Schedule 40 Pipe	1, 1-1/4	Youngstown Tube Fire Flow	3	Lateral	1300	Finish: PL, EG, HD

NPS = Nominal Pipe Size

\*XX indicates the coating finish designation

EG = Electrogalvanized

HD = Hot-Dipped

PL = Plain

*B. Mahlen*

Bruce Mahlenholz, Director North American Certification Program

UL LLC

Any information and documentation involving UL Mark services are provided on behalf of UL LLC (UL) or any authorized licensee of UL. For questions, please contact a local UL Customer Service Representative at <http://ul.com/aboutul/locations/>



# CERTIFICATE OF COMPLIANCE

**Certificate Number** EX3956  
**Report Reference** EX3956-20080422  
**Issue Date** 2022-JULY-13

## Restraint Devices

USL, CNL – Restraint Device Model CSBQIKCL is intended for lateral restraint. The 1 inch through 4 inch sprinkler pipe sizes of the CSBQIKCL are intended to function with the "Quick-Claw" brackets in a closed position.

Model	Sprinkler Pipe Type	Sprinkler Pipe Size, NPS	Description/ Comments
CSBQIKCL	Schedule 10 and Schedule 40	1	1 in. Bracing Pipe, 655 lbf Load Rating
CSBQIKCL	Schedule 10 and Schedule 40	1	1-1/4 in. Bracing Pipe, 655 lbf Load Rating
CSBQIKCL	Schedule 10, Schedule 40 and Allied DynaFlow	1-1/4	1 in. Bracing Pipe, 655 lbf Load Rating
CSBQIKCL	Schedule 10, Schedule 40 and Allied DynaFlow	1-1/4	1-1/4 in. Bracing Pipe, 540 lbf Load Rating
CSBQIKCL	Schedule 10, Schedule 40 and Allied DynaFlow	1-1/2	1 in. Bracing Pipe, 750 lbf Load Rating
CSBQIKCL	Schedule 10, Schedule 40 and Allied DynaFlow	1-1/2	1-1/4 in. Bracing Pipe, 655 lbf Load Rating
CSBQIKCL	Schedule 10, Schedule 40 and Allied DynaFlow	2	1 in. Bracing Pipe, 750 lbf Load Rating
CSBQIKCL	Schedule 10, Schedule 40 and Allied DynaFlow	2	1-1/4 in. Bracing Pipe, 540 lbf Load Rating

USL, CNL – Restraint Device Models CSBEZU and CSBSTU, for lateral and longitudinal restraint; intended for use with 1, 1-1/4, 1-1/2, and 2 in. Schedule 40 bracing pipe. For use with sprinkler pipe and sizes as outlined in the tables below.

Model	Sprinkler Pipe Type	Sprinkler Pipe Size, NPS	Description/ Comments
CSBEZU	Schedule 10 and Schedule 40	1	1, 1-1/4, 1-1/2, 2 in. Bracing Pipe, Lateral, 655 lbf Load Rating
CSBEZU	Schedule 10, Schedule 40 and Allied DynaFlow	1-1/4	1, 1-1/4, 1-1/2, 2 in. Bracing Pipe, Lateral, 655 lbf Load Rating
CSBEZU	Schedule 10, Schedule 40 and Allied DynaFlow	1-1/2	1, 1-1/4, 1-1/2, 2 in. Bracing Pipe, Lateral, 655 lbf Load Rating
CSBSTU	Schedule 10 and Schedule 40	1	1, 1-1/4, 1-1/2, 2 in. Bracing Pipe, Lateral, 655 lbf Load Rating
CSBSTU	Schedule 10, Schedule 40 and Allied DynaFlow	1-1/4	1, 1-1/4, 1-1/2, 2 in. Bracing Pipe, Lateral, 655 lbf Load Rating
CSBSTU	Schedule 10, Schedule 40 and Allied DynaFlow	1-1/2	1, 1-1/4, 1-1/2, 2 in. Bracing Pipe, Lateral, 655 lbf Load Rating
CSBEZU	Schedule 10 and Schedule 40	1	1, 1-1/4, 1-1/2, 2 in. Bracing Pipe, Longitudinal, 655 lbf Load Rating
CSBEZU	Schedule 10, Schedule 40 and Allied DynaFlow	1-1/4	1, 1-1/4, 1-1/2, 2 in. Bracing Pipe, Longitudinal, 655 lbf Load Rating

*B. Mahlen*

Bruce Mahlenholz, Director North American Certification Program

UL LLC

Any information and documentation involving UL Mark services are provided on behalf of UL LLC (UL) or any authorized licensee of UL. For questions, please contact a local UL Customer Service Representative at <http://ul.com/aboutul/locations/>





# CERTIFICATE OF COMPLIANCE

**Certificate Number** EX3956  
**Report Reference** EX3956-20080422  
**Issue Date** 2022-JULY-13

CSBEZU	Schedule 10, Schedule 40 and Allied DynaFlow	1-1/2	1, 1-1/4, 1-1/2, 2 in. Bracing Pipe, Longitudinal, 655 lbf Load Rating
CSBEZU	Schedule 10, Schedule 40 and Allied DynaFlow	2	1, 1-1/4, 1-1/2, 2 in. Bracing Pipe, Longitudinal, 655 lbf Load Rating
CSBSTU	Schedule 10 and Schedule 40	1	1, 1-1/4, 1-1/2, 2 in. Bracing Pipe, Longitudinal, 655 lbf Load Rating
CSBSTU	Schedule 10, Schedule 40 and Allied DynaFlow	1-1/4	1, 1-1/4, 1-1/2, 2 in. Bracing Pipe, Longitudinal, 655 lbf Load Rating
CSBSTU	Schedule 10, Schedule 40 and Allied DynaFlow	1-1/2	1, 1-1/4, 1-1/2, 2 in. Bracing Pipe, Longitudinal, 655 lbf Load Rating
CSBSTU	Schedule 10, Schedule 40 and Allied DynaFlow	2	1, 1-1/4, 1-1/2, 2 in. Bracing Pipe, Longitudinal, 655 lbf Load Rating

## Restraint Devices

USL, CNL – Restraint Device Models CSBBRP, for lateral restraint; intended for use with threaded rod as brace 3/8 and 1/2 in. For use with sprinkler pipe type and sizes as outlined in the table below.

Model	Sprinkler Pipe Type	Sprinkler Pipe Size, NPS	Description/Comments
CSBBRP	Schedule 10 and Schedule 40	1"	3/8" and 1/2" Threaded Rod Brace, Lateral, 475 lbf Load Rating
CSBBRP	Schedule 10 and Schedule 40	1-1/4"	3/8" and 1/2" Threaded Rod Brace, Lateral, 475 lbf Load Rating
CSBBRP	Schedule 10 and Schedule 40	1-1/2"	3/8" and 1/2" Threaded Rod Brace, Lateral, 475 lbf Load Rating
CSBBRP	Schedule 10 and Schedule 40	2"	3/8" and 1/2" Threaded Rod Brace, Lateral, 475 lbf Load Rating
CSBBRP	Allied DynaFlow	1-1/4"	3/8" and 1/2" Threaded Rod Brace, Lateral, 300 lbf Load Rating
CSBBRP	Allied DynaFlow	1-1/2"	3/8" and 1/2" Threaded Rod Brace, Lateral, 300 lbf Load Rating
CSBBRP	Allied DynaFlow	2"	3/8" and 1/2" Threaded Rod Brace, Lateral, 300 lbf Load Rating

*B. Mahlen*

Bruce Mahlenholz, Director North American Certification Program

UL LLC

Any information and documentation involving UL Mark services are provided on behalf of UL LLC (UL) or any authorized licensee of UL. For questions, please contact a local UL Customer Service Representative at <http://ul.com/aboutul/locations/>



# CERTIFICATE OF COMPLIANCE

**Certificate Number** EX3956  
**Report Reference** EX3956-2009-03-17  
**Date** 2022-July-13

**Issued to:** ERICO INTERNATIONAL CORPORATION  
34600 SOLON RD  
SOLON OH, 44139-2631 US

**This is to certify that  
representative samples of** SWAY-BRACE DEVICES, RIGID TYPE FOR SPRINKLER  
SYSTEMS

See Addendum Page for Product Designation(s).

Have been evaluated by UL in accordance with the  
Standard(s) indicated on this Certificate.

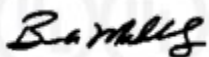
**Standard(s) for Safety:** UL Subject 203A, Outline of Investigation for Sway Brace  
Devices for Sprinkler System Piping.  
  
ULC/ORD-C203A, Sway Brace Devices for Sprinkler  
System Piping.

**Additional Information:** See the UL Online Certifications Directory at  
<https://iq.ulprospector.com> for additional information

This Certificate of Compliance indicates that representative samples of the product described in the certification report have met the requirements for UL certification. It does not provide authorization to apply the UL Mark. Only the Authorization Page that references the Follow-Up Services Procedure for ongoing surveillance provides authorization to apply the UL Mark.

Only those products bearing the UL Mark should be considered as being UL Certified and covered under UL's Follow-Up Services.

Look for the UL Certification Mark on the product.



Bruce Mahrenholz, Director North American Certification Program

UL LLC



Any information and documentation involving UL Mark services are provided on behalf of UL LLC (UL) or any authorized licensee of UL. For questions, please contact a local UL Customer Service Representative at <http://ul.com/aboutul/locations/>



# CERTIFICATE OF COMPLIANCE

Certificate Number EX3956  
Report Reference EX3956-2009-03-17  
Date 2022-July-13

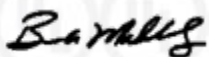
This is to certify that representative samples of the product as specified on this certificate were tested according to the current UL requirements

USL, CNL - Sway Brace Devices for Sprinkler System Piping

Structure Attachment Fittings and Adapters

Structural Adapter Model <sup>+</sup>	Structure Attachment Model <sup>+</sup>	Bracing Member Type	Bracing Member Size, in.	Bracing Direction	Load Rating lbf.	Description/ Comments
CSBIB075085 (XX)	CSBUNIV050 (XX)	Schedule 40	1, 1-1/4, 1-1/2, 2	X, Y, Z <sup>1</sup> , Z <sup>2</sup>	1090	Finish: PL, EG, HD 1/4 in. to 3/4 in. flange, 4 in. through 8.5 in. flange width
CSBIB075145 (XX)	CSBUNIV050 (XX)	Schedule 40	1, 1-1/4, 1-1/2, 2	X, Y, Z <sup>1</sup> , Z <sup>2</sup>	1090	Finish: PL, EG, HD 1/4 in. to 3/4 in. flange, 4 in. through 14.5 in. flange width
CSBIB125180 (XX)	CSBUNIV050 (XX)	Schedule 40	1, 1-1/4, 1-1/2, 2	X, Y, Z <sup>1</sup> , Z <sup>2</sup>	1370	Finish: PL, EG, HD 3/4 in. to 1-1/4 in. flange, 4 in. through 18 in. flange width
CSBBARJ (XX)	CSBUNIV050 (XX)	Schedule 40	1, 1-1/4, 1-1/2, 2	X, Y, Z <sup>1</sup> , Z <sup>2</sup>	900	Finish: PL, EG, HD 1/4 in. to 1/2 in. flange
CSBBC075 (XX)	CSBUNIV050 (XX)	Schedule 40	1, 1-1/4, 1-1/2, 2	X, Y, Z <sup>1</sup> , Z <sup>2</sup>	680	Finish: PL, EG, HD 1/4 in. to 3/4 in. flange

Structure Adapter series CSBIB, CSBBARJ and CSBBC are intended for use with the Listed model CSBUNIV050 structure attachment fitting.



Bruce Mahrenholz, Director North American Certification Program

UL LLC



Any information and documentation involving UL Mark services are provided on behalf of UL LLC (UL) or any authorized licensee of UL. For questions, please contact a local UL Customer Service Representative at <http://ul.com/aboutul/locations/>

# CERTIFICATE OF COMPLIANCE

**Certificate Number** 20130627-EX3956  
**Report Reference** EX3956-20130626  
**Issue Date** 2013-JUNE-27

**Issued to:** ERICO INTERNATIONAL CORPORATION  
34600 SOLON RD  
SOLON OH 44139

**This is to certify that  
representative samples of**

SWAY-BRACE DEVICES, RIGID TYPE FOR SPRINKLER  
SYSTEMS


See Addendum page

Have been investigated by UL in accordance with the  
Standard(s) indicated on this Certificate.

**Standard(s) for Safety:** Outline of Investigation for Sway Brace Devices for  
Sprinkler System Piping, Subject 203A

**Additional Information:** See the UL Online Certifications Directory at  
[www.ul.com/database](http://www.ul.com/database) for additional information

Only those products bearing the UL Listing Mark should be considered as being covered by UL's  
Listing and Follow-Up Service.

The UL Listing Mark generally includes the following elements: the symbol UL in a circle:  with the  
word "LISTED"; a control number (may be alphanumeric) assigned by UL; and the product category  
name (product identifier) as indicated in the appropriate UL Directory.

Look for the UL Listing Mark on the product.



William R. Carney, Director, North American Certification Programs  
UL LLC

Any information and documentation involving UL Mark services are provided on behalf of UL LLC (UL) or any authorized licensee of UL. For questions, please  
contact a local UL Customer Service Representative at [www.ul.com/contactus](http://www.ul.com/contactus)



# CERTIFICATE OF COMPLIANCE

**Certificate Number** 20130627-EX3956  
**Report Reference** EX3956-20130626  
**Issue Date** 2013-JUNE-27

This is to certify that representative samples of the product as specified on this certificate were tested according to the current UL requirements.

Restraint Device Models **CSBBRS1**, **CSBBRS2**, CSBBRS3EG for lateral restraint; intended for use with threaded rod as brace 3/8 and 1/2 in. and attachment to concrete, steel or wood. The CSBBRS3EG can be used in conjunction with a Listed Erico Model 300 beam clamp. Installation requirements are outlined in the installation instructions provided with the product. Bracing rod, orientations and loads as outlined in the table below.

Model	Rod Size in.	Brace Orientation	Load lbs.
<b>CSBBRS1</b>	<b>3/8, 1/2</b>	<b>Parallel to Structure</b>	<b>425</b>
		<b>Perpendicular to Structure</b>	
<b>CSBBRS2</b>	<b>3/8, 1/2</b>	<b>Parallel to Structure</b>	<b>425</b>
		<b>Perpendicular to Structure</b>	
CSBBRS3EG	3/8, 1/2	Parallel to Structure	425
		Perpendicular to Structure	
CSBBRS3EG w/Listed 300 Beam Clamp	3/8	Parallel to Structure	300
		Perpendicular to Structure	300
		Vertically Down from Structure	425
CSBBRS3EG w/Listed 300 Beam Clamp	1/2	Parallel to Structure	300
		Perpendicular to Structure	525
		Vertically Down from Structure	425



William R. Carney, Director, North American Certification Programs  
UL LLC

Any information and documentation involving UL Mark services are provided on behalf of UL LLC (UL) or any authorized licensee of UL. For questions, please contact a local UL Customer Service Representative at [www.ul.com/contactus](http://www.ul.com/contactus)





# CERTIFICATE OF COMPLIANCE

**Certificate Number** EX3956  
**Report Reference** EX3956-2013-09-19  
**Date** 2022-July-05

**Issued to:** ERICO INTERNATIONAL CORPORATION  
34600 SOLON RD  
SOLON OH, 44139-2631 US

**This is to certify that  
representative samples of** SWAY-BRACE DEVICES, RIGID TYPE FOR SPRINKLER  
SYSTEMS

See Addendum Page for Product Designation(s).

Have been evaluated by UL in accordance with the  
Standard(s) indicated on this Certificate.

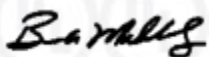
**Standard(s) for Safety:** UL Subject 203A, Outline of Investigation for Sway Brace  
Devices for Sprinkler System Piping.  
  
ULC/ORD-C203A, Sway Brace Devices for Sprinkler  
System Piping.

**Additional Information:** See the UL Online Certifications Directory at  
<https://iq.ulprospector.com> for additional information

This Certificate of Compliance indicates that representative samples of the product described in the certification report have met the requirements for UL certification. It does not provide authorization to apply the UL Mark. Only the Authorization Page that references the Follow-Up Services Procedure for ongoing surveillance provides authorization to apply the UL Mark.

Only those products bearing the UL Mark should be considered as being UL Certified and covered under UL's Follow-Up Services.

Look for the UL Certification Mark on the product.



Bruce Mahrenholz, Director North American Certification Program

UL LLC

Any information and documentation involving UL Mark services are provided on behalf of UL LLC (UL) or any authorized licensee of UL. For questions, please contact a local UL Customer Service Representative at <http://ul.com/aboutul/locations/>



# CERTIFICATE OF COMPLIANCE

Certificate Number EX3956  
Report Reference EX3956-2013-09-19  
Date 2022-July-05

This is to certify that representative samples of the product as specified on this certificate were tested according to the current UL requirements

## Sway Brace Devices for Sprinkler System Piping

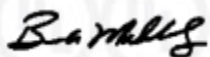
Model <sup>+</sup>	Bracing Member Type	Bracing Member Size, in.	Bracing Direction	Load Rating lbf.	Description/ Comments
Structure Attachment Fittings					
CSBUNIV050 (XX)	Schedule 40	1, 1-1/4, 1-1/2, 2	N/A	1370	Finish: PL, EG, HD
CSBUNIV075 (XX)	Schedule 40	1, 1-1/4, 1-1/2, 2	N/A	2000	Finish: PL, EG, HD

<sup>+</sup>XX indicates the coating finish designation

EG = Electrogalvanized

HD = Hot-Dipped

PL = Plain



Bruce Mahrenholz, Director North American Certification Program

UL LLC

Any information and documentation involving UL Mark services are provided on behalf of UL LLC (UL) or any authorized licensee of UL. For questions, please contact a local UL Customer Service Representative at <http://ul.com/aboutul/locations/>



# CERTIFICATE OF COMPLIANCE

**Certificate Number** EX3956  
**Report Reference** EX3956-20170929  
**Date** 2022-JULY-13

**Issued to:** ERICO INTERNATIONAL CORPORATION  
34600 SOLON RD  
SOLON OH, 44139-2631 US

This is to certify that  
representative samples of SWAY-BRACE DEVICES, RIGID TYPE FOR SPRINKLER  
SYSTEMS

See Addendum Page for Product Designation(s).

Have been investigated by UL in accordance with the  
Standard(s) indicated on this Certificate.

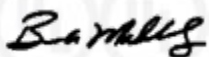
**Standard(s) for Safety:** UL Subject 203A, Outline of Investigation for Sway Brace  
Devices for Sprinkler System Piping.  
ULC/ORD-C203A, Sway Brace Devices for Sprinkler  
System Piping.

**Additional Information:** See the UL Online Certifications Directory at  
<https://iq.ulprospector.com> for additional information

This Certificate of Compliance does not provide authorization to apply the UL Mark. Only the UL Follow-Up  
Services Procedure provides authorization to apply the UL Mark.

Only those products bearing the UL Mark should be considered as being UL Certified and covered under UL's  
Follow-Up Services.

Look for the UL Certification Mark on the product.



Bruce Mahrenholz, Director North American Certification Program

UL LLC

Any information and documentation involving UL Mark services are provided on behalf of UL LLC (UL) or any authorized licensee of UL. For questions, please  
contact a local UL Customer Service Representative at <http://ul.com/aboutul/locations/>





# CERTIFICATE OF COMPLIANCE

**Certificate Number** EX3956  
**Report Reference** EX3956-20170929  
**Date** 2022-JULY-13

This is to certify that representative samples of the product as specified on this certificate were tested according to the current UL requirements

USL, CNL - Structure Attachment Fittings:

## Structure Attachment Fittings and Adapters

Model	Bracing Member Type	Bracing Member Size, in.	Bracing Direction	Load Rating lbf.	Description/ Comments
Structure Attachment Fittings					
CSBU1	Schedule 40	1, 1-1/4, 1-1/2, 2	N/A	2000	Finish: PL, EG, HD 1/2 in. Mounting Hole
CSBU2	Schedule 40	1, 1-1/4, 1-1/2, 2	N/A	2000	Finish: PL, EG, HD 3/4 in. Mounting Hole
CSBU58	Schedule 40	1, 1-1/4, 1-1/2, 2	N/A	2000	Finish: PL, EG, HD 5/8 in. Mounting Hole

Structural Adapter Model	Structure Attachment Model	Bracing Member Type	Bracing Member Size, in.	Bracing Direction	Load Rating, lbf	Description/ Comments
Structure Adapters						
CSBS1	CSBU1	Schedule 40	1, 1-1/4, 1-1/2, 2	X, Y, Z <sup>1</sup> , Z <sup>2</sup>	1500	Finish: PL, EG, HD 1/4 in. to 5/16 in. flange
CSBS1A		Schedule 40	1, 1-1/4, 1-1/2, 2	X, Y, Z <sup>1</sup> , Z <sup>2</sup>	1500	Finish: PL, EG, HD 1/4 in. to 5/16 in. flange
CSBS1	CSBU1	Schedule 40	1, 1-1/4, 1-1/2, 2	X, Y, Z <sup>1</sup> , Z <sup>2</sup>	1700	Finish: PL, EG, HD 3/8 in. to 3/4 in. flange
CSBS1A		Schedule 40	1, 1-1/4, 1-1/2, 2	X, Y, Z <sup>1</sup> , Z <sup>2</sup>	1700	Finish: PL, EG, HD 3/8 in. to 3/4 in. flange
CSBS2	CSBU1	Schedule 40	1, 1-1/4, 1-1/2, 2	X, Y, Z <sup>1</sup> , Z <sup>2</sup>	1700	Finish: PL, EG, HD 3/4 in. to 1-1/4 in. flange
CSBS3	CSBU1	Schedule 40	1, 1-1/4, 1-1/2, 2	X, Y, Z <sup>1</sup> , Z <sup>2</sup>	1500	Finish: PL, EG, HD 1/4 in. to 5/16 in. flange, 4 in. through 8.5 in flange width
CSBS3	CSBU1	Schedule 40	1, 1-1/4, 1-1/2, 2	X, Y, Z <sup>1</sup> , Z <sup>2</sup>	1700	Finish: PL, EG, HD 3/8 in. to 3/4 in. flange, 4 in. through 8.5 in flange width
CSBS4	CSBU1	Schedule 40	1, 1-1/4, 1-1/2, 2	X, Y, Z <sup>1</sup> , Z <sup>2</sup>	1500	Finish: PL, EG, HD 1/4 in. to 5/16 in. flange, 4 in. through 14.5 in flange width
CSBS4	CSBU1	Schedule 40	1, 1-1/4, 1-1/2, 2	X, Y, Z <sup>1</sup> , Z <sup>2</sup>	1700	Finish: PL, EG, HD 3/8 in. to 3/4 in. flange, 4 in. through 14.5 in flange width

*B. Mahrenholz*

Bruce Mahrenholz, Director North American Certification Program

UL LLC



Any information and documentation involving UL Mark services are provided on behalf of UL LLC (UL) or any authorized licensee of UL. For questions, please contact a local UL Customer Service Representative at <http://ul.com/aboutul/locations/>

# CERTIFICATE OF COMPLIANCE

**Certificate Number** EX3956  
**Report Reference** EX3956-20170929  
**Date** 2022-JULY-13

CSBS5	CSBU1	Schedule 40	1, 1-1/4, 1-1/2, 2	X, Y, Z <sup>1</sup> , Z <sup>2</sup>	1700	Finish: PL, EG, HD 3/4 in. to 1-1/4 in. flange, 4 in. through 18 in. flange width
-------	-------	-------------	--------------------	---------------------------------------	------	--

Structure Adapter Models CSBS1, CSBS2, CSBS3, CSBS4 and CSBS5 are only intended for use with the Listed Model CSBU1 structure attachment fitting. Model CSBS1A is the name of the pre-assembled CSBS1 + CSBU1.

USL, CNL - Sway Brace Fittings

## Sway Brace Fittings

Model	Bracing Member Type	Bracing Member Size, in.	Sprinkler Pipe Type	Sprinkler Pipe Size, NPS	Bracing Direction	Load Rating, lbf	Description/Comments
CSB0100	Schedule 40 Pipe	1, 1-1/4, 1-1/2, 2	Schedule 10 and Schedule 40	1	Longitudinal	1000	N/A
CSB0125	Schedule 40 Pipe	1, 1-1/4, 1-1/2, 2	Schedule 10 and Schedule 40	1-1/4	Longitudinal	680	N/A
CSB0150	Schedule 40 Pipe	1, 1-1/4, 1-1/2, 2	Schedule 10 and Schedule 40	1-1/2	Longitudinal	1000	N/A
CSB0200	Schedule 40 Pipe	1, 1-1/4, 1-1/2, 2	Schedule 10 and Schedule 40	2	Longitudinal	1300	N/A
CSB0250	Schedule 40 Pipe	1, 1-1/4, 1-1/2, 2	Schedule 10 and Schedule 40	2-1/2	Longitudinal	1300	N/A
CSB0300	Schedule 40 Pipe	1, 1-1/4, 1-1/2, 2	Schedule 10 and Schedule 40	3	Longitudinal	1400	N/A

*B. Mahrenholz*

Bruce Mahrenholz, Director North American Certification Program

UL LLC



Any information and documentation involving UL Mark services are provided on behalf of UL LLC (UL) or any authorized licensee of UL. For questions, please contact a local UL Customer Service Representative at <http://ul.com/aboutul/locations/>

# CERTIFICATE OF COMPLIANCE

**Certificate Number** EX3956  
**Report Reference** EX3956-20170929  
**Date** 2022-JULY-13

Model	Bracing Member Type	Bracing Member Size, in.	Sprinkler Pipe Type	Sprinkler Pipe Size, NPS	Bracing Direction	Load Rating, lbf	Description/ Comments
CSB0400	Schedule 40 Pipe	1, 1-1/4, 1-1/2, 2	Schedule 10 and Schedule 40	4	Longitudinal	1700	N/A
CSB0500	Schedule 40 Pipe	1, 1-1/4, 1-1/2, 2	Schedule 10 and Schedule 40	5	Longitudinal	1700	N/A
CSB0600	Schedule 40 Pipe	1, 1-1/4, 1-1/2, 2	Schedule 10 and Schedule 40	6	Longitudinal	1700	N/A
CSB0800	Schedule 40 Pipe	1, 1-1/4, 1-1/2, 2	Schedule 10 and Schedule 40	8	Longitudinal	1700	N/A
CSB1000	Schedule 40 Pipe	1, 1-1/4, 1-1/2, 2	Schedule 10 and Schedule 40	10	Longitudinal	1900	N/A
CSB0125	Schedule 40 Pipe	1, 1-1/4, 1-1/2, 2	Bull Moose Eddy Flow	1-1/4	Longitudinal	680	N/A
CSB0150	Schedule 40 Pipe	1, 1-1/4, 1-1/2, 2	Bull Moose Eddy Flow	1-1/2	Longitudinal	1000	N/A
CSB0200	Schedule 40 Pipe	1, 1-1/4, 1-1/2, 2	Bull Moose Eddy Flow	2	Longitudinal	1300	N/A
CSB0250	Schedule 40 Pipe	1, 1-1/4, 1-1/2, 2	Bull Moose Eddy Flow	2-1/2	Longitudinal	1300	N/A
CSB0300	Schedule 40 Pipe	1, 1-1/4, 1-1/2, 2	Bull Moose Eddy Flow	3	Longitudinal	1400	N/A
CSB0400	Schedule 40 Pipe	1, 1-1/4, 1-1/2, 2	Bull Moose Eddy Flow	4	Longitudinal	1700	N/A
CSB0125	Schedule 40 Pipe	1, 1-1/4, 1-1/2, 2	Wheatland Mega Flow	1-1/4	Longitudinal	680	N/A

*B. Mahlen*

Bruce Mahrenholz, Director North American Certification Program

UL LLC



Any information and documentation involving UL Mark services are provided on behalf of UL LLC (UL) or any authorized licensee of UL. For questions, please contact a local UL Customer Service Representative at <http://ul.com/aboutul/locations/>



# CERTIFICATE OF COMPLIANCE

**Certificate Number** EX3956  
**Report Reference** EX3956-20170929  
**Date** 2022-JULY-13

Model	Bracing Member Type	Bracing Member Size, in.	Sprinkler Pipe Type	Sprinkler Pipe Size, NPS	Bracing Direction	Load Rating, lbf	Description/Comments
CSB0150	Schedule 40 Pipe	1, 1-1/4, 1-1/2, 2	Wheatland Mega Flow	1-1/2	Longitudinal	1000	N/A
CSB0200	Schedule 40 Pipe	1, 1-1/4, 1-1/2, 2	Wheatland Mega Flow	2	Longitudinal	1300	N/A
CSB0250	Schedule 40 Pipe	1, 1-1/4, 1-1/2, 2	Wheatland Mega Flow	2-1/2	Longitudinal	1300	N/A
CSB0300	Schedule 40 Pipe	1, 1-1/4, 1-1/2, 2	Wheatland Mega Flow	3	Longitudinal	1400	N/A
CSB0400	Schedule 40 Pipe	1, 1-1/4, 1-1/2, 2	Wheatland Mega Flow	4	Longitudinal	1700	N/A
CSB0600	Schedule 40 Pipe	1, 1-1/4, 1-1/2, 2	Wheatland Mega Flow	6	Longitudinal	1700	N/A
CSB0150	Schedule 40 Pipe	1, 1-1/4, 1-1/2, 2	Youngstown Tube Fire Flow	1-1/2	Longitudinal	1000	N/A
CSB0200	Schedule 40 Pipe	1, 1-1/4, 1-1/2, 2	Youngstown Tube Fire Flow	2	Longitudinal	1300	N/A
CSB0250	Schedule 40 Pipe	1, 1-1/4, 1-1/2, 2	Youngstown Tube Fire Flow	2-1/2	Longitudinal	1300	N/A
CSB0300	Schedule 40 Pipe	1, 1-1/4, 1-1/2, 2	Youngstown Tube Fire Flow	3	Longitudinal	1400	N/A
CSB0400	Schedule 40 Pipe	1, 1-1/4, 1-1/2, 2	Youngstown Tube Fire Flow	4	Longitudinal	1700	N/A
Model	Bracing Member Type	Bracing Member Size, in.	Sprinkler Pipe Type	Sprinkler Pipe Size, NPS	Bracing Direction	Load Rating, lbf	Description/Comments

*B. Mahrenholz*

Bruce Mahrenholz, Director North American Certification Program

UL LLC



Any information and documentation involving UL Mark services are provided on behalf of UL LLC (UL) or any authorized licensee of UL. For questions, please contact a local UL Customer Service Representative at <http://ul.com/aboutul/locations/>

# CERTIFICATE OF COMPLIANCE

**Certificate Number** EX3956  
**Report Reference** EX3956-20170929  
**Date** 2022-JULY-13

CSB0100	Schedule 40 Pipe	1, 1-1/4, 1-1/2, 2	Schedule 10 and Schedule 40	1	Lateral	1800	N/A
CSB0100	Schedule 40 Pipe	1, 1-1/4, 1-1/2, 2	Schedule 10 and Schedule 40	1	Lateral	1800	N/A
CSB0125	Schedule 40 Pipe	1, 1-1/4, 1-1/2, 2	Schedule 10 and Schedule 40	1-1/4	Lateral	1800	N/A
CSB0150	Schedule 40 Pipe	1, 1-1/4, 1-1/2, 2	Schedule 10 and Schedule 40	1-1/2	Lateral	1800	N/A
CSB0200	Schedule 40 Pipe	1, 1-1/4, 1-1/2, 2	Schedule 10 and Schedule 40	2	Lateral	1800	N/A
CSB0250	Schedule 40 Pipe	1, 1-1/4, 1-1/2, 2	Schedule 10 and Schedule 40	2-1/2	Lateral	1800	N/A
CSB0300	Schedule 40 Pipe	1, 1-1/4, 1-1/2, 2	Schedule 10 and Schedule 40	3	Lateral	1800	N/A
CSB0400	Schedule 40 Pipe	1, 1-1/4, 1-1/2, 2	Schedule 10 and Schedule 40	4	Lateral	1800	N/A
CSB0500	Schedule 40 Pipe	1, 1-1/4, 1-1/2, 2	Schedule 10 and Schedule 40	5	Lateral	1800	N/A
CSB0600	Schedule 40 Pipe	1, 1-1/4, 1-1/2, 2	Schedule 10 and Schedule 40	6	Lateral	1800	N/A
CSB0800	Schedule 40 Pipe	1, 1-1/4, 1-1/2, 2	Schedule 10 and Schedule 40	8	Lateral	1800	N/A
CSB1000	Schedule 40 Pipe	1, 1-1/4, 1-1/2, 2	Schedule 10 and Schedule 40	10	Lateral	1900	N/A

*B. Mahrenholz*

Bruce Mahrenholz, Director North American Certification Program

UL LLC

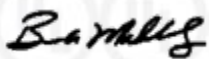


Any information and documentation involving UL Mark services are provided on behalf of UL LLC (UL) or any authorized licensee of UL. For questions, please contact a local UL Customer Service Representative at <http://ul.com/aboutul/locations/>

# CERTIFICATE OF COMPLIANCE

**Certificate Number** EX3956  
**Report Reference** EX3956-20170929  
**Date** 2022-JULY-13

Model	Bracing Member Type	Bracing Member Size, in.	Sprinkler Pipe Type	Sprinkler Pipe Size, NPS	Bracing Direction	Load Rating, lbf	Description/ Comments
CSB0125	Schedule 40 Pipe	1, 1-1/4, 1-1/2, 2	Bull Moose Eddy Flow	1-1/4	Lateral	1800	N/A
CSB0150	Schedule 40 Pipe	1, 1-1/4, 1-1/2, 2	Bull Moose Eddy Flow	1-1/2	Lateral	1800	N/A
CSB0200	Schedule 40 Pipe	1, 1-1/4, 1-1/2, 2	Bull Moose Eddy Flow	2	Lateral	1800	N/A
CSB0250	Schedule 40 Pipe	1, 1-1/4, 1-1/2, 2	Bull Moose Eddy Flow	2-1/2	Lateral	1800	N/A
CSB0300	Schedule 40 Pipe	1, 1-1/4, 1-1/2, 2	Bull Moose Eddy Flow	3	Lateral	1800	N/A
CSB0400	Schedule 40 Pipe	1, 1-1/4, 1-1/2, 2	Bull Moose Eddy Flow	4	Lateral	1800	N/A
CSB0125	Schedule 40 Pipe	1, 1-1/4, 1-1/2, 2	Wheatland Mega Flow	1-1/4	Lateral	1800	N/A
CSB0150	Schedule 40 Pipe	1, 1-1/4, 1-1/2, 2	Wheatland Mega Flow	1-1/2	Lateral	1800	N/A



Bruce Mahrenholz, Director North American Certification Program

UL LLC



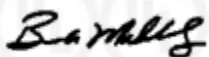
Any information and documentation involving UL Mark services are provided on behalf of UL LLC (UL) or any authorized licensee of UL. For questions, please contact a local UL Customer Service Representative at <http://ul.com/aboutul/locations/>



# CERTIFICATE OF COMPLIANCE

**Certificate Number** EX3956  
**Report Reference** EX3956-20170929  
**Date** 2022-JULY-13

Model	Bracing Member Type	Bracing Member Size, in.	Sprinkler Pipe Type	Sprinkler Pipe Size, NPS	Bracing Direction	Load Rating, lbf	Description/ Comments
CSB0200	Schedule 40 Pipe	1, 1-1/4, 1-1/2, 2	Wheatland Mega Flow	2	Lateral	1800	N/A
CSB0250	Schedule 40 Pipe	1, 1-1/4, 1-1/2, 2	Wheatland Mega Flow	2-1/2	Lateral	1800	N/A
CSB0300	Schedule 40 Pipe	1, 1-1/4, 1-1/2, 2	Wheatland Mega Flow	3	Lateral	1800	N/A
CSB0400	Schedule 40 Pipe	1, 1-1/4, 1-1/2, 2	Wheatland Mega Flow	4	Lateral	1800	N/A
CSB0600	Schedule 40 Pipe	1, 1-1/4, 1-1/2, 2	Wheatland Mega Flow	6	Lateral	1800	N/A
CSB0150	Schedule 40 Pipe	1, 1-1/4, 1-1/2, 2	Youngstown Tube Fire Flow	1-1/2	Lateral	1800	N/A
CSB0200	Schedule 40 Pipe	1, 1-1/4, 1-1/2, 2	Youngstown Tube Fire Flow	2	Lateral	1800	N/A
CSB0250	Schedule 40 Pipe	1, 1-1/4, 1-1/2, 2	Youngstown Tube Fire Flow	2-1/2	Lateral	1800	N/A
CSB0300	Schedule 40 Pipe	1, 1-1/4, 1-1/2, 2	Youngstown Tube Fire Flow	3	Lateral	1800	N/A
CSB0400	Schedule 40 Pipe	1, 1-1/4, 1-1/2, 2	Youngstown Tube Fire Flow	4	Lateral	1800	N/A



Bruce Mahrenholz, Director North American Certification Program

UL LLC



Any information and documentation involving UL Mark services are provided on behalf of UL LLC (UL) or any authorized licensee of UL. For questions, please contact a local UL Customer Service Representative at <http://ul.com/aboutul/locations/>

# CERTIFICATE OF COMPLIANCE

**Certificate Number** EX3956  
**Report Reference** EX3956-20170926  
**Date** 2022-August-26

**Issued to:** ERICO INTERNATIONAL CORPORATION  
34600 SOLON RD  
SOLON OH, 44139-2631 US

**This is to certify that  
representative samples of** SWAY-BRACE DEVICES, RIGID TYPE FOR SPRINKLER  
SYSTEMS

See Addendum Page for Product Designation(s).

Have been evaluated by UL in accordance with the  
Standard(s) indicated on this Certificate.

**Standard(s) for Safety:** Sway Brace Devices for Sprinkler System Piping, Subject  
203A.  
Sway Brace Devices for Sprinkler System Piping, ULC/ORD  
C203A.

**Additional Information:** See the UL Online Certifications Directory at  
<https://iq.ulprospector.com> for additional information

This Certificate of Compliance indicates that representative samples of the product described in the certification report have met the requirements for UL certification. It does not provide authorization to apply the UL Mark. Only the Authorization Page that references the Follow-Up Services Procedure for ongoing surveillance provides authorization to apply the UL Mark.

Only those products bearing the UL Mark should be considered as being UL Certified and covered under UL's Follow-Up Services.

Look for the UL Certification Mark on the product.



Bruce Mahrenholz, Director North American Certification Program

UL LLC

Any information and documentation involving UL Mark services are provided on behalf of UL LLC (UL) or any authorized licensee of UL. For questions, please contact a local UL Customer Service Representative at <http://ul.com/aboutul/locations/>



# CERTIFICATE OF COMPLIANCE

Certificate Number EX3956  
Report Reference EX3956-20170926  
Date 2022-August-26

This is to certify that representative samples of the product as specified on this certificate were tested according to the current UL requirements

USL, CNL – Sway Brace Devices for Sprinkler System Piping

## Sway-brace Assemblies

Model	Bracing Member Type	Bracing Member Size, in.	Bracing Direction	Sprinkler Pipe Type	Sprinkler Pipe Size, NPS	Load Rating lbf.	Description/ Comments
CSBT	CSBT1, CSBT2	1 to 1-1/2 ft, 1-1/2 to 3 ft	Lateral	Schedule 10, Schedule 40	1, 1-1/4, 1-1/2, 2, 2-1/2, 3, 4	680	-
CSBT	CSBT1, CSBT2	1 to 1-1/2 ft, 1-1/2 to 3 ft	Lateral	Bull Moose Eddy Flow	1-1/4, 1-1/2, 2, 2-1/2, 3, 4	680	-
CSBT	CSBT1, CSBT2	1 to 1-1/2 ft, 1-1/2 to 3 ft	Lateral	Youngstown Tube Fire Flow	1-1/2, 2, 2-1/2, 3, 4	680	-
CSBT	CSBT1, CSBT2	1 to 1-1/2 ft, 1-1/2 to 3 ft	Lateral	Wheatland Mega Flow	1-1/4, 1-1/2, 2, 2-1/2, 3, 4	680	-

NPS = Nominal Pipe Size



Bruce Mahrenholz, Director North American Certification Program

UL LLC



Any information and documentation involving UL Mark services are provided on behalf of UL LLC (UL) or any authorized licensee of UL. For questions, please contact a local UL Customer Service Representative at <http://ul.com/aboutul/locations/>